


FULL EXTENSION SLIDE

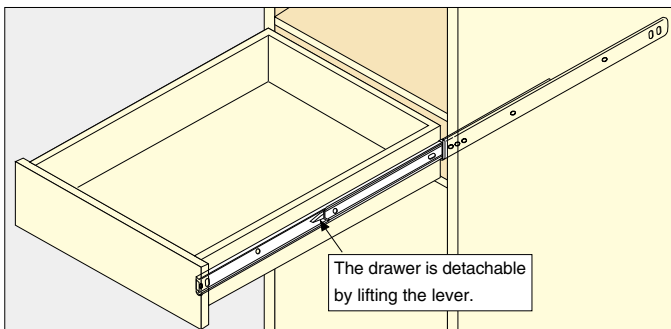
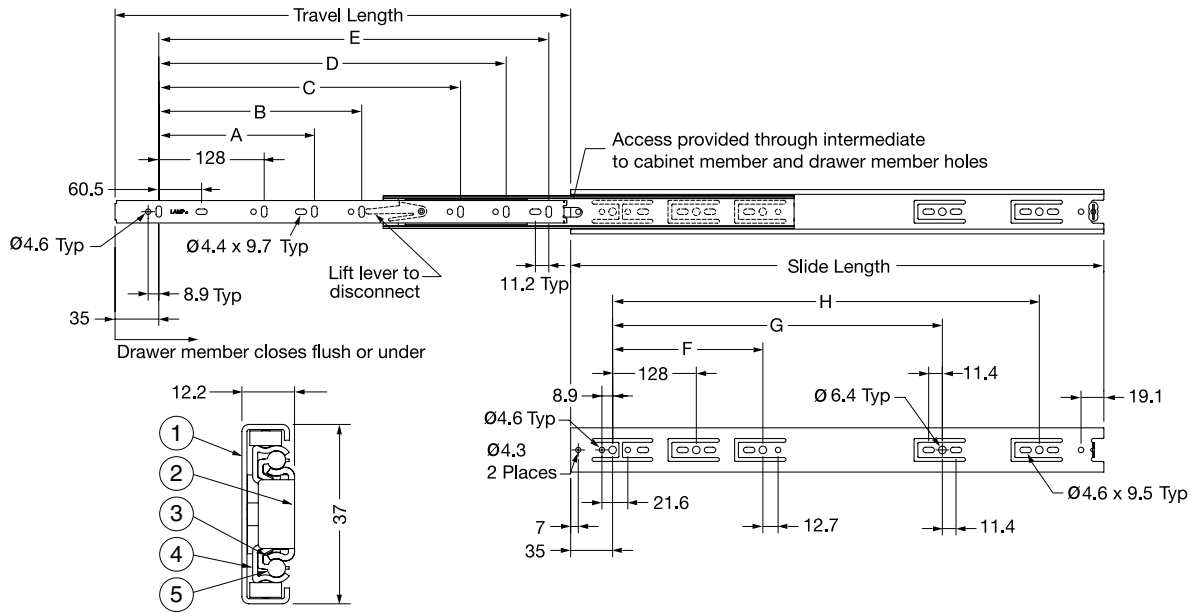


ESR-3813



DRAWER SLIDES

FULL EXTENSION SLIDE



Installation

Features

- Full extension.
- The drawer is detachable by lifting the lever.
- With a bumper to avoid metal-to-metal noise at the end of the course.
- The drawer can be held in the fully closed position.
- Non-handed.
- Mount with M4 Binding, Pan, or Truss head screws.

No.	Part	Material
①	Outer Rail	304 Stainless Steel
②	Inner Rail	
③	Retainer	
④	Intermediate Member	
⑤	Balls	

Sold in pairs (2 pcs).

Item Code	Item Name	Slide Length	Travel Length	A	B	C	D	E	F	G	H	Load Capacity	Weight	Box
190-118-877	ESR-3813-8	200	200	-	-	-	-	142	-	-	-	45 kgf/pair	400 g/pair	10 pairs
190-118-878	ESR-3813-10	250	243	-	-	-	-	192	-	-	-	42 kgf/pair	530 g/pair	
190-118-879	ESR-3813-12	300	305	-	-	-	-	242	224	-	-	40 kgf/pair	637 g/pair	
190-118-880	ESR-3813-14	350	355	-	-	-	-	292	224	-	-	38 kgf/pair	726 g/pair	
190-118-881	ESR-3813-16	400	406	-	-	-	-	342	224	320	-	36 kgf/pair	816 g/pair	
190-118-882	ESR-3813-18	450	457	-	-	320	-	392	224	352	-	34 kgf/pair	910 g/pair	
190-118-883	ESR-3813-20	500	508	-	-	320	-	442	224	416	-	33 kgf/pair	1000 g/pair	
190-118-884	ESR-3813-22	550	559	-	-	320	416	492	224	352	448	31 kgf/pair	1090 g/pair	
190-118-885	ESR-3813-24	600	610	224	-	416	-	542	224	352	480	29 kgf/pair	1180 g/pair	